


**MAHARASHTRA UNIVERSITY OF HEALTH SCIENCES, NASHIK**  
**DETAILS OF THE HOSPITAL AND WORK RECORD: (HOSPITAL - INFORMATION)**

YEAR 2024 - 2025

Faculty: Ayurveda

Name of College: Jaywant Institute of Medical Sciences, K.M.gad College Code: 122135




A) NUMBER OF PATIENTS ATTENDED OPD (1st Jan. to 31st December)		Information to be filled up by college							
(Note:- Patients of Medical Camp OPD should not be included)									
Sr. No.	Month	Kayachikitsa + Panchkarma	Shalya	Shalakyas	Prasuti evum StriRoga	Bal Roga	Swasthvritta evum Yoga	Atyayika (Emergency)	
1	Jan.	2151	934	615	611	389	156	18	
2	Feb.	2155	992	614	566	410	187	15	
3	March.	2375	949	637	645	419	210	22	
4	April	2207	799	576	544	403	182	26	
5	May	2478	899	619	648	413	195	20	
6	June	2492	860	505	666	442	197	17	
7	July	2217	1083	660	680	468	206	14	
8	August	2280	865	770	650	583	205	10	
9	Sept.	2144	775	690	536	554	205	16	
10	Oct.	2432	652	746	490	518	244	161	
11	Nov.	2273	783	759	510	552	201	372	
12	Dec.	2438	804	806	476	597	220	491	
<b>Total</b>		27642	10395	7997	7022	5748	2408	1182	
<b>Grand Total</b>		62394							

**NUMBER OF PATIENTS ATTENDED IPD (1st Jan. to 31st December)**

(Note:- Patients of Medical Camp IPD should not be included)

Month Information to be filled up by college

Sr. No.	Kayachikitsa + Panchkarma	Shalya	Shalakyā	Prasuti evum StriRoga	Bal Roga
1	Jan. 109	36	37		
2	Feb. 105	33	37	37	27
3	March. 135	38	57	36	22
4	April 127	41	39	38	23
5	May 135	40	80	41	24
6	June 124	34	36	40	25
7	July 116	33	34	34	23
8	August 133	39	33	33	24
9	Sept. 135	34	119	39	29
10	Oct. 87	21	32	32	27
11	Nov. 99	20	12	26	23
12	Dec. 84	14	22	29	23
<b>Total</b>	1389	383	393	406	287
<b>Grand Total</b>	2858				





**Total Number of Bed Days Occupied**

(Information to be filled up by college)

Sr. No.	Month	Kayachikitsa & Panchakarma	Shalya	Shalaky	Prasuti evum Stri Roga	Bal Roga
1.	Jan.	681	202	65	210	138
2.	Feb.	656	192	56	219	134
3.	March	858	229	79	223	126
4.	April	775	211	70	226	112
5.	May	759	201	62	214	110
6.	June	690	184	51	190	131
7.	July	731	196	50	185	138
8.	Aug.	534	188	58	185	146
9.	Sept.	722	168	47	162	142
10.	Oct.	753	127	68	174	130
11.	Nov.	720	115	132	165	126
12.	Dec	784	96	156	165	124
<b>Total</b>		8819	2109	894	2318	1557

**Grand total** 15697  
**Bed Occupancy (in %)** 43.00


**FORMULA FOR CALCULATING BED OCCUPANCY**

Bed Occupancy =  $\frac{\text{Total No. of Bed days Occupied} \times 100}{\text{Total No. of Beds} \times \text{No. of total days}}$

**D) PANCHAKARMA DETAILS**

SR. NO.	PATIE NTS	SNEHAN	SWEDAN	VAMAN	VIRECHAN	BASTI	NASYA	RAKTMO KSHAN	JALOUKAV CHARAN	SHIRO DHARA	SHIRO BASTI
1.	From O.P.D.	1800	1856	60	120	-	332	1800	-	1730	60
2.	From I.P.D.	1040	1364	42	52	-	300	340	-	300	20
3.	Total	2840	3220	102	172	-	632	2140	-	2030	80

(Note: Karmas apart from above should mention in separately in separate enclosure if required.)



J	Hospital information for P.G.Only	:	
	Number of Beds	:	..... (Minimum required 100 beds. Additional Beds for Clinical Subject 1:4 per Student (Please refer PG Regulation 2016))
	Number of Students	:	..... X 4 = .....
	Equipments	:	Adequate /Inadequate
	Number of Registrars/H.O.	:	R.....HO.....
	Number of available additional Non teaching staff	:	.....

*[Signature]*  
**Dean/ Principal of the College**

**Secretary**  
 Shekari Shikshan Prasarak Mandal  
 Rethare(BK), Tal.Karad, Dist.Solapur

